MI0108-AR01106

Torx® Fräser
Torx® milling cutter

M1 M2 M3
S1 S2 S3

VHM h5 33° 3xD 0.01x45°

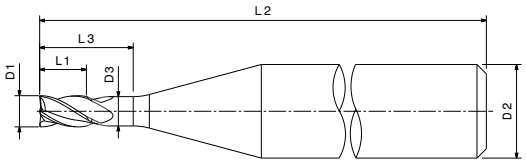

Torx®	D1 +0 / -0.01	L1	D2	L2	D3	L3	Z	DWX Art. N°
T4	0.20	0.30	3	39	0.18	0.60	3	**443713**
T5	0.25	0.38	3	39	0.24	0.75	3	**443715**
T6 / T7	0.30	0.45	3	39	0.28	0.90	3	**443716**
T8 / T10	0.40	0.60	3	39	0.38	1.20	4	**443717**
T10 / T15	0.50	0.75	3	39	0.47	1.50	4	**443718**
T20	0.60	0.90	3	39	0.56	1.80	4	**443719**
T25	0.80	1.20	3	39	0.75	2.40	4	**443720**
T30	1.00	1.50	3	39	0.94	3.00	4	**443721**

VHM h5 33° 5xD 0.01x45°

Torx®	D1 +0 / -0.01	L1	D2	L2	D3	L3	Z	DWX Art. N°
T4	0.20	0.30	3	39	0.18	1.00	3	**443722**
T5	0.25	0.38	3	39	0.24	1.25	3	**443723**
T6 / T7	0.30	0.45	3	39	0.28	1.50	3	**443724**
T8 / T10	0.40	0.60	3	39	0.38	2.00	4	**443725**
T10 / T15	0.50	0.75	3	39	0.47	2.50	4	**443726**
T20	0.60	0.90	3	39	0.56	3.00	4	**443727**
T25	0.80	1.20	3	39	0.75	4.00	4	**443728**
T30	1.00	1.50	3	39	0.94	5.00	4	**443729**

Weitere Beschichtungen oder kundenspezifische Lösungen auf Anfrage
Other coatings or customized solutions are available on request

© Copyright 2026 DIAMETAL Group

MI0108-AR01106

Schnittparameter
Cutting parameters

Anwendung *Application*	Eckfräsen *Side Milling*		Helixinterpolation *Helical interpolation*	
Funktion *Function*	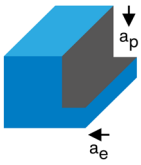		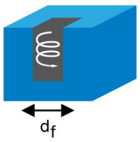	
	a_p	≤0.5xD_1	Pitch	0.2-0.8xD_1
	a_e	≤0.1xD_1		
	V_c	x1		
	f_z	x1		

	V_c [m/min]			f_z [mm]		
ISO	T 4 - 7	T 8 - 15	T 20 - 30	T 4 - 7	T 8 - 15	T 20 - 30
P1						
P2						
P3						
P4						
P5						
M1	30 - 50	40 - 70	60 - 100	0.001 - 0.003	0.003 - 0.006	0.006 - 0.010
M2	30 - 50	40 - 70	60 - 100	0.001 - 0.003	0.003 - 0.006	0.006 - 0.010
M3	30 - 50	40 - 70	60 - 100	0.001 - 0.003	0.003 - 0.006	0.006 - 0.010
K1						
N1						
N2						
N3						
N4						
N5						
N6						
N7						
N8						
S1	30 - 50	40 - 70	60 - 100	0.001 - 0.003	0.003 - 0.006	0.006 - 0.010
S2	30 - 50	40 - 70	60 - 100	0.001 - 0.003	0.003 - 0.006	0.006 - 0.010
S3	30 - 50	40 - 70	60 - 100	0.001 - 0.003	0.003 - 0.006	0.006 - 0.010
H1						
H2						

Richtwerte
Indicative values

© Copyright 2026 DIAMETAL Group